



PIIL:SEC:Exc:16
20th January, 2018

<p>BSE Limited, Corporate Relations Deptt. 25th Floor, New Trading Ring Rotunda Building P.J. Towers, Dalal Street, MUMBAI - 400 001</p> <p>Code No.523642</p>	<p>National Stock Exchange of India Ltd., Exchange Plaza, Plot No.C/1, G-Block, Bandra Kurla Complex, Bandra (East), MUMBAI – 400 051</p> <p>Code No.PIIND</p>
---	--

Dear Sir,

Sub: Regulation 31(b) of SEBI (LODR) Regulation, 2015 - Shareholding Pattern for the quarter ended 31.12.2017

Pursuant to Regulations 31(b) of the SEBI (LODR) Regulations, 2015, we are enclosing herewith shareholding pattern of the Company for the quarter ended December 31, 2017 duly completed in the prescribed format.

Please acknowledge the receipt of the same.

Thanking you,

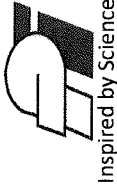
Yours faithfully,
For PI Industries Ltd.

Naresh Kapoor
Company Secretary

Encl: As above.

Format of Holding of Specified securities

1. Name of Listed Entity: PI INDUSTRIES LTD.
2. Scrip Code/Name of Scrip/Class of Security: 523642 (BSE), PIIND (NSE), EQUITY SHARES
3. Share Holding Pattern Filed under: Reg. 31(1)(a)/Reg.31(1)(b)/Reg.31(1)(c)
 - a. if under 31(1)(b) then indicate the report for quarter ending 31/12/2017
 - b. if under 31(1)(c) then indicate date of allotment/extinguishment



4. Declaration : The Listed entity is required to submit the following declaration to the extent of submission of information:

Particulars	YES*	No*
a) Whether the Listed Entity has issued any partly paid up shares		No
b) Whether the Listed Entity has issued any Convertible Securities or Warrants?		No
c) Whether the Listed Entity has any shares against which depository receipts are issued?		No
d) Whether the Listed Entity has any shares in locked-in?		No
e) Whether any shares held by promoters are pledge or otherwise encumbered?		No

*if the Listed Entity selects the option 'NO' for the questions above, the columns for the partly paid up shares, Outstanding Convertible Securities / Warrants, depository receipts, locked-in shares, No. of shares pledged or otherwise encumbered by promoters, as applicable, shall not be displayed at the time of dissemination on the Stock Exchange website. Also wherever there is 'No' declared by Listed entity in above table the values will be considered as 'Zero' by default on submission of the format of holding of specified securities.

5 The tabular format for disclosure of holding of specified securities is as follows:



Table I - Summary Statement holding of specified securities

Category	Category of Shareholder	No. of Share-holders	No. of fully paid up equity shares held	No. of Partly paid-up equity shares held	No. of Shares Underlying Depository Receipts	Total No. of Shares Held (VII) = (IV)+(V)+(VI)	Share-holding as a % of total no. of shares (As a % of (A+B+C2))	Number of Voting Rights held in each class of securities			No. of Shares Underlying convertible securities (Including Warrants)	Shareholding as a % assuming full conversion of convertible Securities (as a percentage of diluted share capital)	Number of Locked in Shares		Number of Shares pledged or otherwise encumbered		Number of equity shares held in dematerialized form
								Class X	Class Y	Total			No.	As a % of total Shares held	No.	As a % of total Shares held	
(I)	(II)	(III)	(IV)	(V)	(VI)	(VII)	(VIII)	No of Voting Rights			(X)	(XI)	(XII)	(XIII)	(XIV)		
(A)	Promoter & Promoter Group	5	70920110	0	0	70920110	51.43	70920110	0	70920110	0	51.43	0	0.00	0	0.00	70920110
(B)	Public	32998	66620571	0	0	66620571	48.31	66620571	0	66620571	0	48.31	0	0.00	NA	NA	66087378
(C)	Non Promoter-Non Public																
(C1)	Shares underlying DRs	0	0	0	0	0	NA	0	0	0	0	NA	0	0.00	NA	NA	0
(C2)	Shares held by Employees Trusts	1	366637	0	0	366637	0.27	366637	0	366637	0	0.27	0	0.00	NA	NA	366637
	Total:	33004	137907318	0	0	137907318	100.00	137907318	0	137907318	0	100.00	0	0.00	0	0.00	137374125




Table II - Statement showing shareholding pattern of the Promoter and Promoter Group

Category	Category & Name of the Shareholder	PAN	No. of Shareholders	No. of fully paid up equity shares held	No. of Partly paid-up equity shares held	No. of Shares Underlying Depository Receipts	Total No. of Shares Held (IV+V+VI)	Shareholding as a % of total no. of shares (calculated as per SCRR, 1957 (VIII) As a % of	Number of Voting Rights held in each class of securities			No. of Shares Underlying convertible securities (Including Warrants)	Shareholding as a % assuming full conversion of convertible Securities (as a percentage of diluted share capital) (VII)+(X) As a % of (A+B+C)	Number of Locked in Shares	Number of Shares pledged or otherwise encumbered	Number of equity shares held in dematerialized form	
									Class X	Class Y	Total						
	(I)	(II)	(III)	(IV)	(V)	(VI)	(VII)	(VIII)	(IX)			(X)	(XI)	(XII)	(XIII)	(XIV)	
(1)	Indian																
(a)	Individuals/Hindu undivided Family		5	70920110	0	0	70920110	51.43	70920110	0	0	70920110	51.43	0	0.00	0	70920110
	SHEFALI KHUSHALANI	ABAPK3984A	1	110693	0	0	110693	0.08	110693	0	0	110693	0.08	0	0.00	0	110693
	MADHU SINGHAL	ABSFS1036K	1	21560500	0	0	21560500	15.63	21560500	0	0	21560500	15.63	0	0.00	0	21560500
	MAYANK SINGHAL	ABSFS1037I	1	32028510	0	0	32028510	23.22	32028510	0	0	32028510	23.22	0	0.00	0	32028510
	POOJA SINGHAL	AGEPS1831K	1	8665550	0	0	8665550	6.28	8665550	0	0	8665550	6.28	0	0.00	0	8665550
	SALIL SINGHAL	AHNPS4184K	1	8554857	0	0	8554857	6.20	8554857	0	0	8554857	6.20	0	0.00	0	8554857
(b)	Central Government/State Government(s)		0	0	0	0	0	0.00	0	0	0	0	0.00	0	0.00	0	0
(c)	Financial Institutions/Banks		0	0	0	0	0	0.00	0	0	0	0	0.00	0	0.00	0	0
(d)	Any Other		0	0	0	0	0	0.00	0	0	0	0	0.00	0	0.00	0	0
	Sub-Total (A)(1)		5	70920110	0	0	70920110	51.43	70920110	0	0	70920110	51.43	0	0.00	0	70920110
(2)	Foreign																
(a)	Individuals (Non-Resident)		0	0	0	0	0	0.00	0	0	0	0	0.00	0	0.00	0	0
(b)	Individuals/Foreign Individuals		0	0	0	0	0	0.00	0	0	0	0	0.00	0	0.00	0	0
(c)	Government Institutions		0	0	0	0	0	0.00	0	0	0	0	0.00	0	0.00	0	0
(d)	Foreign Portfolio Investor		0	0	0	0	0	0.00	0	0	0	0	0.00	0	0.00	0	0
(e)	Any Other		0	0	0	0	0	0.00	0	0	0	0	0.00	0	0.00	0	0
	Sub-Total (A)(2)		0	0	0	0	0	0.00	0	0	0	0	0.00	0	0.00	0	0
	Total Shareholding of Promoter and Promoter Group (A)=(A)(1)+(A)(2)		5	70920110	0	0	70920110	51.43	70920110	0	0	70920110	51.43	0	0.00	0	70920110





Table III - Statement showing shareholding pattern of the Public shareholder

Category	Category & Name of the Shareholder	PAN	No. of Share-holders	No. of fully paid up equity shares held	No. of Partly paid-up equity shares held	No. of Shares Underlying Depository Receipts	Total No. of Shares Held (IV+V+VI)	Share-holding as a % of total no of shares (A+B+C2)	Number of Voting Rights held in each class of securities			No. of Shares Underlying convertible securities (including Warrants)	Share-holding as a % assuming full conversion of convertible Securities (as a percentage of diluted share capital)	Number of Locked in Shares	Number of Shares pledged or otherwise encumbered	Number of equity shares held in dematerialized form
									Class X	Class Y	Total					
	(I)	(II)	(III)	(IV)	(V)	(VI)	(VII)	(VIII)	(IX)			(X)	(XI)	(XII)	(XIII)	(XIV)
								Total as a % of (A+B+C)								
(L)	Institutions															
(a)	Mutual Funds															
	ICICI PRUDENTIAL BALANCED ADVANTAGE FUND	AAAAI0038F	15	25810570	0	0	25810570	18.72	25810570	0	0	18.72	0	0.00	NA	25810570
	DSP BLACKROCK 3 YEARS CLOSE ENDED EQUITY FUND	AAAJD0430B	1	7773020	0	0	7773020	5.64	7773020	0	0	5.64	0	0.00	NA	7773020
	FRANKLIN INDIA SMALLER COMPANIES FUND	AAAIT4931H	1	2780138	0	0	2780138	2.02	2780138	0	0	2.02	0	0.00	NA	2780138
	UTI MULTI CAP FUND	AAATU1088L	1	2079905	0	0	2079905	1.51	2079905	0	0	1.51	0	0.00	NA	2079905
	SBI MAGNUM GLOBAL FUND	AABTS6407Q	1	2647625	0	0	2647625	1.92	2647625	0	0	1.92	0	0.00	NA	2647625
	AXIS MUTUAL FUND TRUSTEE LIMITED A/C AXIS MUTUAL FUND A/C AXIS CHILDREN'S GIFT FUND	AACTA5925A	1	5081798	0	0	5081798	3.68	5081798	0	0	3.68	0	0.00	NA	5081798
(b)	Venture Capital Funds															
(c)	Alternate Investment Funds															
(d)	Foreign Venture Capital Investors															
(e)	Foreign Portfolio Investors															
	AMANSA HOLDINGS PRIVATE LIMITED	AAKCA7237L	128	3473618	0	0	3473618	2.52	3473618	0	0	2.52	0	0.00	NA	3473618
	STICHTING DEPOSITARY APG EMERGING MARKETS EQUITY POOL	AAVCS6547E	2	156131	0	0	156131	0.11	156131	0	0	0.11	0	0.00	NA	156131
(f)	Financial Institutions/Banks															
(g)	Insurance Companies															
(h)	Provident Funds/Pension Funds															
(i)	Any Other															
	Sub Total (B)(L)		148	46282967	0	0	46282967	33.56	4739017	0	0	33.56	0	0.00	NA	46282967





Inspired by Science

Table IV - Statement showing shareholding pattern of the Non Promoter - Non Public Shareholder

Category	Category & Name of the Shareholder	PAN	No. of Share-holders	No. of fully paid up equity shares held	No. of Partly paid-up equity shares held	No. of Shares Underlying Depository Receipts	Total No. of Shares Held (IV+V+VI)	Share-holding as a % of total no. of shares (A+B+C2)	Number of Voting Rights held in each class of securities			Shareholding as a % assuming full conversion of convertible Securities (as a percentage of diluted share capital)	Number of Locked in Shares		Number of Shares pledged or otherwise encumbered		Number of equity shares held in demat-erIALIZED form	
									No of Voting Rights	Class X	Class Y		Total	No.	As a % of total Shares held	No.		As a % of total Shares held
(1)	Custodian/DR Holder	(I)	(III)	(IV)	(V)	(VI)	(VII)	(VIII)				(IX)	(X)	(XI)	(XII)	(XIII)	(XIV)	
	Employee Benefit Trust (under SEBI (Share based Employee Benefit)		0	0	0	0	0	0.00				0	0	0.00	0	NA	NA	0
(2)			1	366637	0	0	366637	0.27				0	0	0.27	0	NA	NA	366637
	Total Non-Promoter-Non Public Shareholding (C) = (C)(1)+(C)(2)		1	366637	0	0	366637	0.27				0	0	0.27	0	0.00		366637

